

Direct Links
to Canvas



Available on-line in your  canvas folder at <http://canvas.umn.edu/>

s2023 [Canvas Modules](#)

[Module Pre-Term](#)

s2023 [AF Simple Syllabus](#)



Tim Roufs Inspecting Durians in Singapore Market, 2017

Class officially starts on Wednesday, 11 January 2023.

A note on

Canvas “Modules” and “Sunday Memos”

(General organization of stuff)

What's
Happening?

Canvas
Modules

“Sunday
Memos”

Canvas “Modules” vs.
“Sunday Memos”

De-clutter Your
Screen

Open Closed
Module of the
Week

Questions /
Comments

(click links for details)

 [leave page](#)

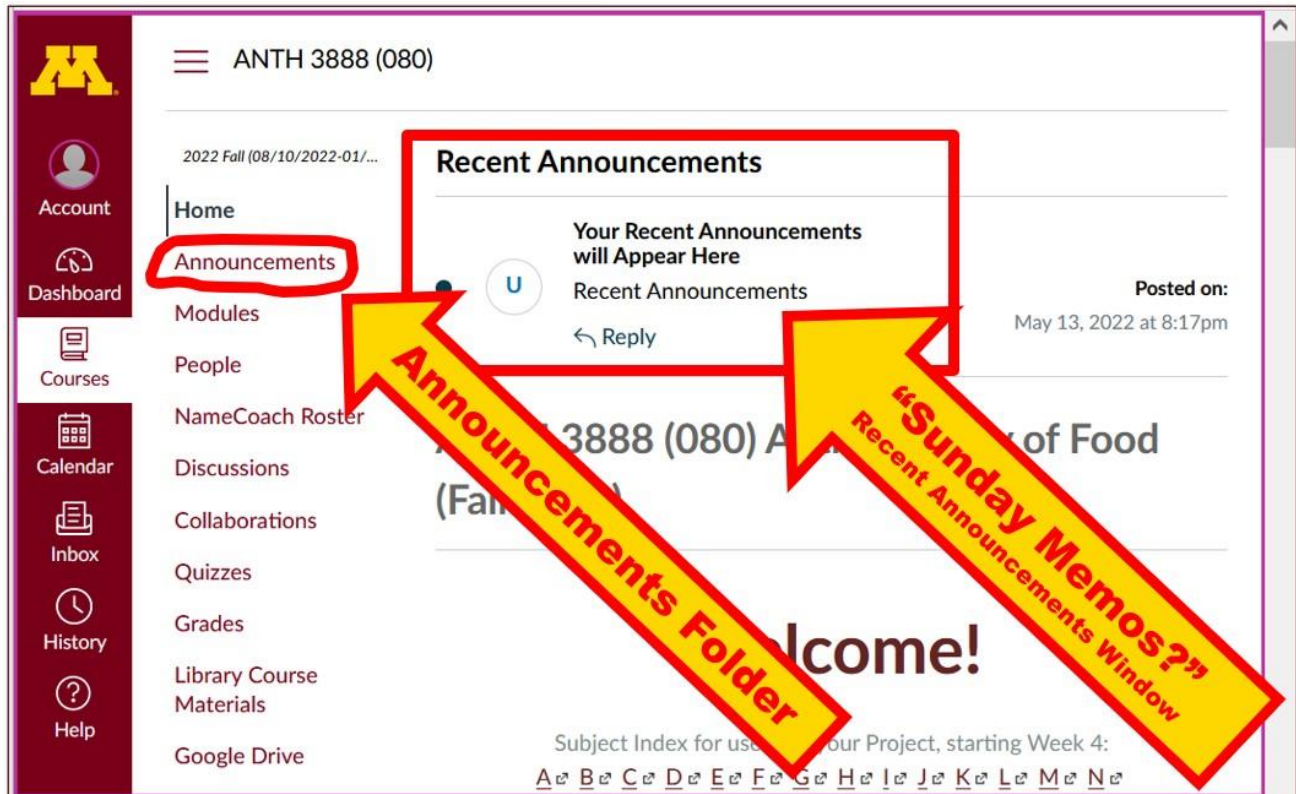
“Sunday Memos”

The “**Sunday Memos**” are .pdf memos, like this one, that arrive by e-mail (usually, as you might expect, on Sunday).

And they are also featured each week in the “Recent Announcements” section at the top of your Canvas “Home Page” and in your “Announcements” folder (where Canvas keeps all of the past Announcements).

REM: Links on screenshots are not “hot” (active)

When the semester starts the links on the memos will be “hot” (active) and they will take you to more detailed information.



It’s fine for you to select the items that interest you most from each of the “Sunday Memos” (including this one).

You do not have to read them from beginning to end.

They start with links that take you directly to the part(s) that you might be interested in.


Your “Sunday Memos” look like this . . .

REM: Links on screenshots are not “hot” (active)


UNIVERSITY OF MINNESOTA
Duluth Campus

Department of Studies in Justice, Culture, & Social Change
College of Arts, Humanities, and Social Sciences


228 Cina Hall
1123 University Drive
Duluth, Minnesota 55812-3306
E-mail: trouff@d.umn.edu
ZOOM: <https://umn.zoom.us/j/my/trouff>
14 August 2022



Direct Links to Canvas

Available on-line in your  folder at <http://canvas.umn.edu>


[Canvas Modules](#)
[Module 1](#)



Tim Rouff inspecting Durians in Singapore Market, 2017

Anthropology of food Week 1

➔ General Information on [Getting Started](#)

What's Happening?	Meet and Greet	Live Chat Tuesday 7:00-8:00 p.m.	Questions / Comments
Video Explorations	Slides	Readings	*Discussion
Project	*Other Assignments	Midterm Exam	(click links for details)  = leave page
(optional) For Fun Trivia	(optional) Extra Credit	(optional) Other	Items DUE this week: *enter on-line **upload file



REM: Links on screenshots are not “hot” (active)

Anthropology of Food, Week 1, page 2

General Comments for the Week . . .

This week we’re off to have a look at food and culture around the world. It will be a savory adventure. This week we’ll also take a few minutes to get to know one another, and our selves, and get to know how the course is set up and operates.

Pre-term Memos . . .

If you haven’t read the

“Greetings” Memo

(Textbooks)

of Sunday, 26 December 2021 [↗](#)

the “Canvas ‘Modules’ / ‘Sunday Memos’”

(General Organization of Stuff)

Memo of Tuesday, 28 December 2021 [↗](#)

the “Using the Canvas Modules” Memo

(Keeping Track of Assignments and when things are Due)

Memo of Thursday, 30 December 2021 [↗](#)

and the “Welcome” Memo

Memo of 1 January 2022 [↗](#)

**please do that as they contain useful and important information
about the course that will make your life much easier.**

**These are not required reading,
but it would be a good idea to read them anyway.**

(That’s a lot of stuff to read, but the “stuff” lightens up after next week.)

and



REM: Links on screenshots are not “hot” (active)

Anthropology of Food, Week 1, page 3

Compare this “Sunday Memo” with your Canvas “Week 1 Module”

• AF WEEK 1: 23 August - 3 September 2022--MODULE 1

Assignments TO HAND IN or TO COMPLETE ON LINE this week are marked “DUE” [Search for “DUE” using Ctrl+F, or Command + F on Mac]

“SUNDAY MEMO” FOR WEEK 1 . . .


AF Memo: **What's Happening Week 1: Getting Started** (Sunday, 28 August 2022)

AF Wk 1 First Day Handout (The Class “Syllabus”)
Sep 7

DUE: MEET AND GREET WEEK 1 . . .

DUE: AF Introduce Yourself to the Class
Sep 11 | 5 pts

DUE: AF Say “Hello” to Others in the Class
Sep 11 | 5 pts



Anthropology of food Week 1

General Information on [Getting Started](#)

[What's Happening](#) [Meet and Greet](#) [Live Chat](#) [Guardians / Community](#)
Tuesday 7:00-8:00 p.m.

[Video](#) [Slides](#) [Readings](#) [Discussion](#)
Registration Other Assessments Submissions & Items click links for details!

Items DUE this week:
enter on line
**upload file

These are the two things to focus on for Week 1.

The Canvas Module is the basic outline,
the Sunday Memo contains more details.

Both contain “hot” [active] links to other materials.

Getting Started . . .

The best way to start is by having a quick look at the
["First Day Handout"](#)
on-line at http://www.d.umn.edu/cia/faculty/trout/anthfood/ahandout_first-day.html#title

Canvas “Modules”

Access Your Canvas Modules here . . .



REM: Links on screenshots are not “hot” (active)

The screenshot displays the Canvas LMS interface. On the left is a dark red navigation sidebar with icons for Home, Account, Dashboard, Courses, Calendar, Inbox, History, and Help. The 'Modules' link is highlighted with a red box and a yellow arrow pointing to it with the word 'Modules' written in bold. The main content area shows a course page for '2022 Fall (08/10/2022-01/...)' with the title 'Meet Your Professor'. Below the title is a list of items: Home, Announcements, Modules, People, NameCoach Roster, Discussions, Collaborations, Quizzes, Grades, Library Course Materials, Google Drive, and Zoom. A smaller inset screenshot shows the 'Modules' view for 'ANTH 3888 (080) > Modules'. It features a 'Collapse All' button and a yellow arrow pointing to it with the text 'COLLAPSE / EXPAND ALL SECTIONS AT ONCE HERE'. Below the button, there is a warning message: 'COLLAPSE ALL" TAB. There is a lot of information contained on each Week's Module, and if you do not use the "COLLAPSE ALL" tab, it WILL BE confusing for the first few weeks, until you get used to the way things are laid out.'

...and that will take you to **your Modules folder** . . .

Whenever you land on your Canvas “Modules” folder it’s

generally a good idea to . . .

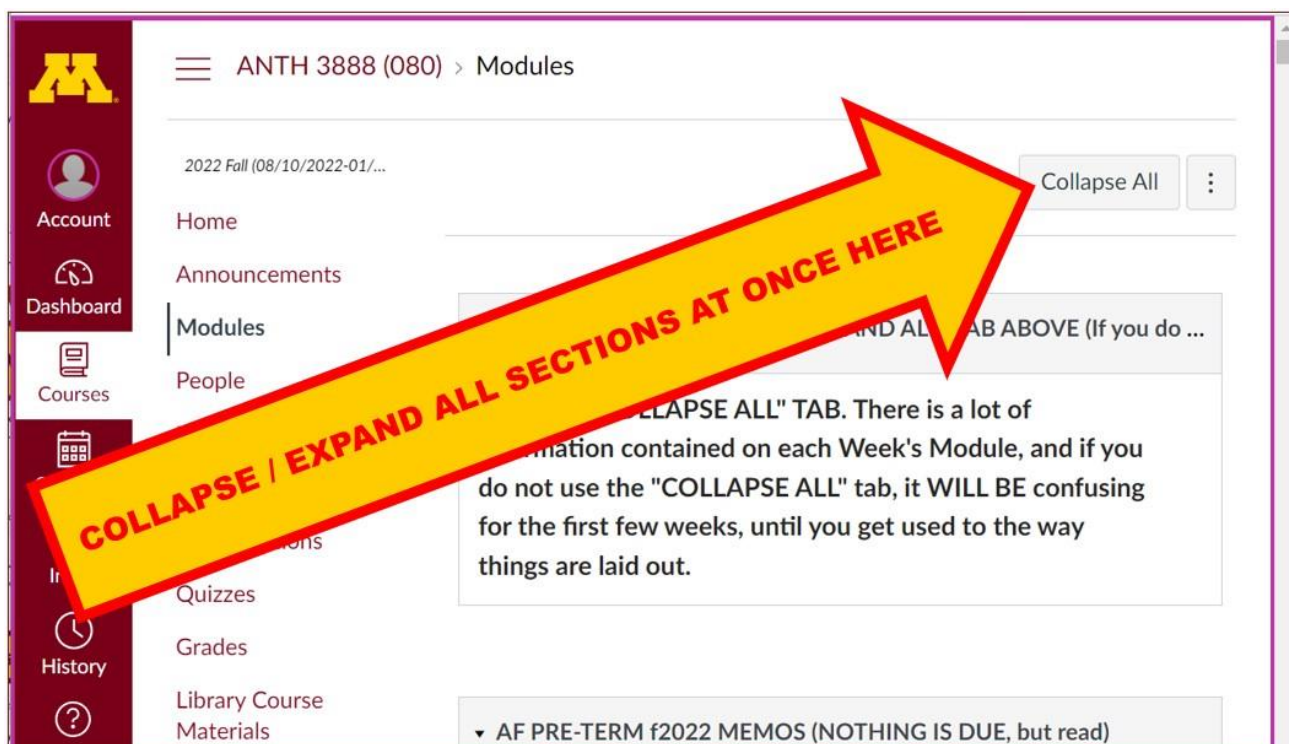
click on the “Collapse All” button in the upper right-hand corner to de-clutter your screen.

That will make your life *much* easier.
(Trust me.)



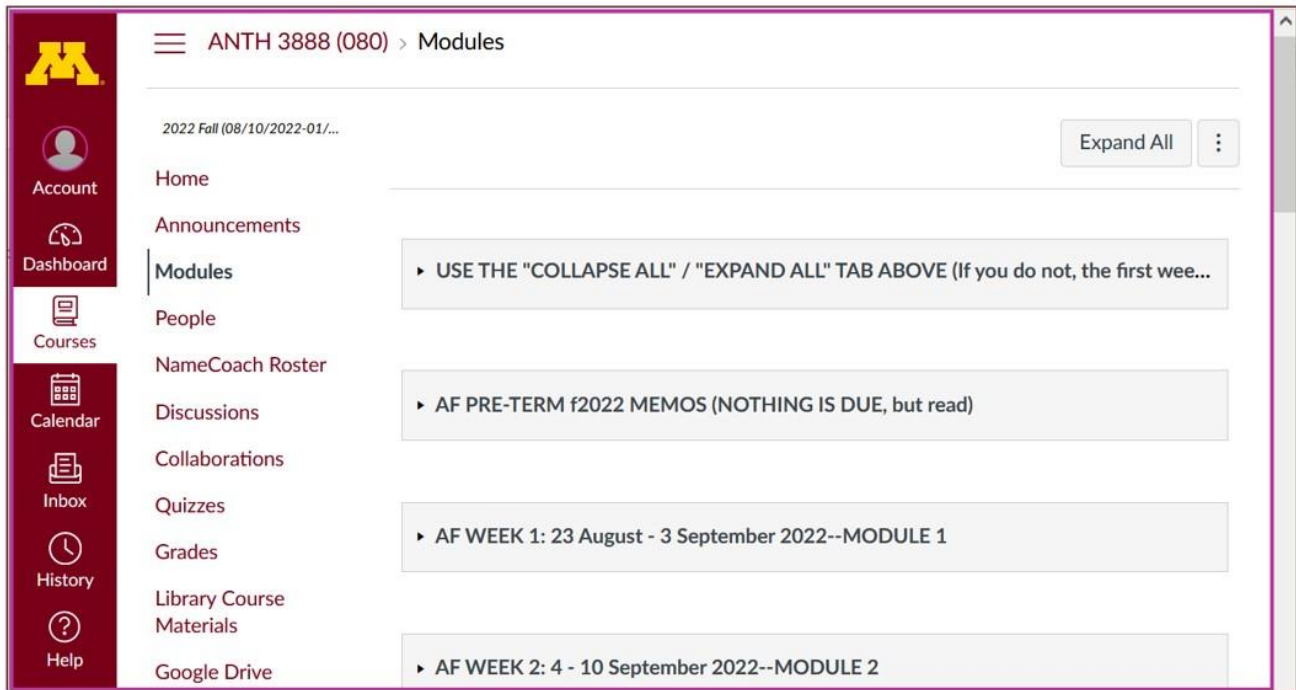
(Sorry; Canvas does not permit instructors to set the default to open with all modules closed.)

REM: Links on screenshots are not “hot” (active)



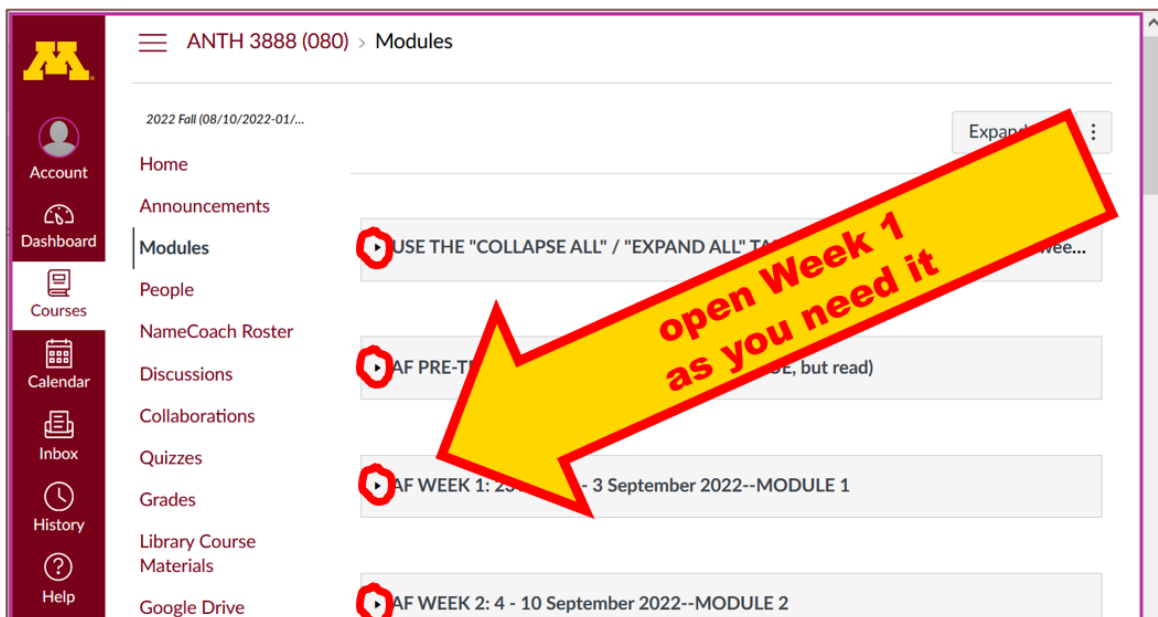
Your de-cluttered Canvas “**Modules**” folder
will then look something like this . . . :

REM: Links on screenshots are not “hot” (active)



Then open the Module of the week that you want to look at . . . :

REM: Links on screenshots are not “hot” (active)



VOILA!

Your **open Canvas Week’s Modules**
will look something like this . . .

(The first two weeks there is always a lot of information;
after that it’s not so bad.)

REM: Links on screenshots are not “hot” (active)

2022 Fall (08/10/2022-01/...

- Home
- Announcements
- Modules**
- People
- NameCoach Roster
- Discussions
- Collaborations
- Quizzes
- Grades
- Library Course Materials
- Google Drive
- Zoom

▼ AF WEEK 1: 23 August - 3 September 2022--MODULE 1

Assignments TO HAND IN or TO COMPLETE ON LINE this week are marked "DUE" [Search for "DUE" using Ctrl+F, or Command + F on Mac]

"SUNDAY MEMO" FOR WEEK 1 . . .

- AF Memo: What's Happening Week 1? -- Getting Started (Sunday, 28 August 2022)
- AF Wk 1 First Day Handout (The Class "Syllabus")
Sep 7
- DUE: MEET AND GREET WEEK 1 . . .
- DUE: AF Introduce Yourself to the Class
Sep 11 | 5 pts
- DUE: AF Say "Hello" to Others in the Class
Sep 11 | 5 pts

Canvas “Modules” vs. “Sunday Memos”

Both the **Canvas Modules** and the “**Sunday Memos**” . . .

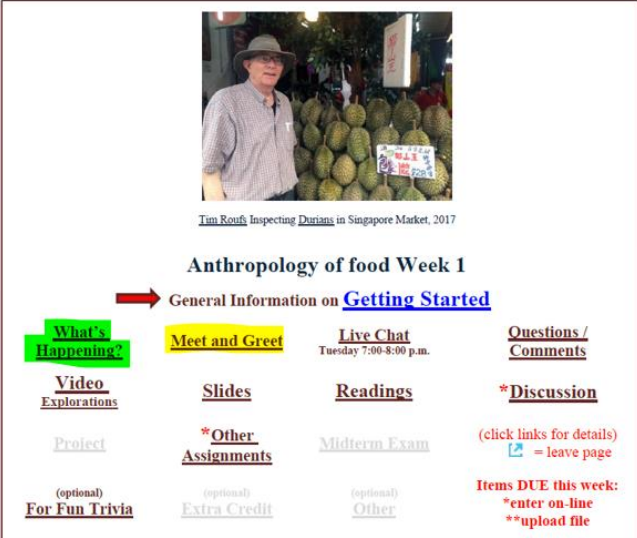




contain the basic information, but the “Sunday Memos” have more detail, some background, some studying suggestions, and, generally, some good images.

You will see.

Both the **Canvas Modules** and the “**Sunday Memos**” . . . follow the same basic outline.



REM: Links on screenshots are not “hot” (active)

<p>▼ AF WEEK 1: 23 August - 3 September 2022--MODULE 1</p>	
<p>Assignments TO HAND IN or TO COMPLETE ON LINE this week are marked "DUE" [Search for "DUE" using Ctrl+F, or Command + F on Mac]</p>	
<p>"SUNDAY MEMO" FOR WEEK 1 . . .</p>	
<p> AF Memo: What's Happening Week 1? -- Getting Started (Sunday, 28 August 2022)</p>	
<p> AF Wk 1 First Day Handout (The Class "Syllabus") Sep 7</p>	
<p>DUE: MEET AND GREET WEEK 1 . . .</p>	
<p> DUE: AF Introduce Yourself to the Class Sep 11 5 pts</p>	
<p> DUE: AF Say "Hello" to Others in the Class Sep 11 5 pts</p>	

All of the weeks will follow **an outline** like this . . .



REM: Links on screenshots are not “hot” (active)


▼ CANVAS MODULE -- Weekly Outline AF
MAIN MEMO FOR THE WEEK ... (Week's Highlights, and General Comments and Background)
MEET AND GREET ... (Week 1)
(optional) LIVE CHAT / OFFICE HOURS ... Tuesday, 7:00-8:00 CDT, or E-mail troufs@d.umn.edu
VIDEO EXPLORATIONS ...
THIS WEEK'S SLIDES ...
READINGS FOR THE WEEK ...
OTHER ASSIGNMENT INFORMATION ...
PROJECT INFORMATION ...
EXAM INFORMATION ...
DISCUSSION ...
(optional) FOR FUN TRIVIA ...
(optional) EXTRA CREDIT ...
OTHER (optional) ...
QUESTIONS? / COMMENTS?

These are the information categories **for the semester**

Not all weeks have all of this information;
for e.g., “Midterm Exam Information . . .” appears only at the

relevant point in the semester.

Questions / Comments

If you have any **questions or comments** right now, please do not hesitate to post them on the  canvas “Discussions”, or e-mail troufs@d.umn.edu, or ZOOM <https://umn.zoom.us/my/troufs> (E-mail is fastest, and most generally best as quite often URLs need be sent.)

Best Wishes,

Tim Roufs
28 December 2021

<http://www.d.umn.edu/~troufs>

<https://umn.zoom.us/my/troufs>

[other contact information](#)